



AMFORGE INDUSTRIES LIMITED

(CIN : L28910MH1971PLC015119)

Registered Office : 1104-A, Raheja Chambers, 11th Floor, Free Press Journal Marg, Nariman Point, Mumbai - 400 021.
Tel.: 022-6636 5962 / 6636 5963 • Fax : 022-6636 5964 • E-mail : amfcosec@mtnl.net.in • Web : www.amforgeindia.com

AMF: RO: 2015-2016

13/10/2015

Department of Corporate Services
Bombay Stock Exchange Limited
P.J. Towers,
Mumbai- 400 001

Code No. 513117

Dear Sirs,

Sub: Submissions- under Clause 35 of the Listing Agreement

Pursuant to the Listing Agreement and subsequent amendments, we are, herewith, submitting the Shareholding Pattern of our Company for the quarter ended on 30th September, 2015. The new XBRL format of shareholding pattern will be submitted soon.

Kindly take the same on record and oblige.

Thanking you,

Yours truly,
For AMFORGE INDUSTRIES LIMITED

FALI P. MAMA
DIRECTOR
00012636

Encl: As above

(1)(a) Statement showing ShareHolding Pattern

Name of the Company : Amforge Industries Ltd (SH)
Quarter Ended : 30-09-2015
Scrip Code : 513117




Partly paid-up Shares	No.of Partly paid-up Shares	As a % of total No. of Partly paid-up Shares	As a % of Total no. of Shares of the Company
Held by Promoters/ Promoters Group	0		
Held by Public	0		
TOTAL - D	0		

Outstanding Conv. Securities	No.of Outstanding Securities	As a % of Total no.of O/S Conv.Securities	As a % of Total no.of shares of the Co., assuming full conv.
Held by Promoters/ Promoters Group	0		
Held by Public	0		
TOTAL - E	0		

Warrants :	No.of Warrants	As a % of Total no.of Warrants	As a % of Total no.of shares of the Co., assuming full conv.
Held by Promoters/ Promoters Group	0		
Held by Public	0		
TOTAL - F	0		

Total paid-up Capital of the Company assum- ing full conv. Of warrants & securities	14820206
---	----------



Statement Showing Shareholding Pattern - Table (I)(a)


Amforge Industries Ltd (SH)

Scrip Code : 513117

Quarter Ended : 30-09-2015



Category code	Category of Shareholder	Number of Shareholders	Total number of shares	Number of shares held in dematerialized form	Total shareholding as a percentage of total number of shares		Shares pledged or otherwise encumbered	
					As a percentage of (A+B) ¹	As a percentage of (A+B+C)	Number of shares	As a % of Total No. of Shares
(A)	Shareholding of Promoter and Promoter Group ²							
1	Indian							
a	Individual/Huf	8	2765149	2764491	18.658	18.658	0	0.000
b	Central/State Gov	0	0	0	0.000	0.000	0	0.000
c	Bodies Corporates	2	5420125	5420125	36.573	36.573	0	0.000
d	Fins / Banks	0	0	0	0.000	0.000	0	0.000
e	Any Other specify	0	0	0	0.000	0.000	0	0.000
e-1		0	0	0	0.000	0.000	0	0.000
e-2		0	0	0	0.000	0.000	0	0.000
		0	0	0	0.000	0.000	0	0.000
		0	0	0	0.000	0.000	0	0.000
	Sub Total(A)(1)	10	8185274	8184616	55.231	55.231	0	0.000
2	Foreign							
a	Indv NRI/For Ind	0	0	0	0.000	0.000	0	0.000
b	Bodies Corporate	0	0	0	0.000	0.000	0	0.000
c	Institutions	0	0	0	0.000	0.000	0	0.000
d	Qualified For.Inv.	0	0	0	0.000	0.000	0	0.000
e	Any Other Specify	0	0	0	0.000	0.000	0	0.000
e-1		0	0	0	0.000	0.000	0	0.000
e-2		0	0	0	0.000	0.000	0	0.000
		0	0	0	0.000	0.000	0	0.000
		0	0	0	0.000	0.000	0	0.000
	Sub Total(A)(2)	0	0	0	0.000	0.000	0	0.000
	Total Shareholding of Promoter and Promoter Group Total (A)= (A)(1)+(A)(2)	10	8185274	8184616	55.231	55.231	0	0.000
(B)	Public shareholding							
1	Institutions							
a	Mutual Funds	6	3840	200	0.026	0.026		
b	Fins / Banks	3	90	65	0.001	0.001		
c	Central/State Govt	0	0	0	0.000	0.000		
d	Venture Cap Fund	0	0	0	0.000	0.000		
e	Insurance Comp(s)	1	23949	23949	0.162	0.162		
f	Foreign Ins Invest	0	0	0	0.000	0.000		
g	Foreign Ven Cap In	0	0	0	0.000	0.000		
h	Qualified For.Inv.	0	0	0	0.000	0.000		
i	Any Other -Specify	0	0	0	0.000	0.000		
i-1		0	0	0	0.000	0.000		
i-2		0	0	0	0.000	0.000		
		0	0	0	0.000	0.000		
	Sub-Total (B)(1)	10	27879	24214	0.188	0.188		
B 2	Non-institutions							
a	Bodies Corporates	177	654736	641837	4.418	4.418		
b	Individuals							
	i) upto Rs 1-Lac	17488	5379967	4984410	36.302	36.302		
	ii) above Rs1-Lac	4	353177	353177	2.383	2.383		
c	Qualified For.Inv.	0	0	0	0.000	0.000		
d	Any Other -Clr-Mem	3	325	325	0.002	0.002		
d-1		0	0	0	0.000	0.000		
d-2		0	0	0	0.000	0.000		
	-OCB	0	0	0	0.000	0.000		




Statement Showing Shareholding Pattern - Table (I)(a)

Amforge Industries Ltd (SH)

Scrip Code : 513117

Quarter Ended : 30-09-2015




Category code	Category of Shareholder	Number of Shareholders	Total number of shares	Number of shares held in dematerialized form	Total shareholding as a percentage of total number of shares		Shares pledged or otherwise encumbered	
					As a percentage of (A+B) ¹	As a percentage of (A+B+C)	Number of shares	As a % of Total No. of Shares
	-NRI	311	218848	185691	1.477	1.477		
	Sub-Total (B)(2)	17983	6607053	6165440	44.581	44.581		
(B)	Total (B)= (B)(1)+(B)(2)	17993	6634932	6189654	44.769	44.769		
	TOTAL (A)+(B)	18003	14820206	14374270		100.000	0	0.000
(C)	Held by Custodians against Depository Receipts							
	PROMOTER & PRO GRP	0	0	0		0.000		
	PUBLIC	0	0	0		0.000		
	GRAND TOTAL (A)+(B)+(C)	18003	14820206	14374270		100.000	0	0.000



(1)(b) Statement showing holding of securities (including shares, warrants, convertible securities) of persons belonging to the category "Promoter and Promoter Group"

Sr. No.	Ref. No	Name of the shareholder	Total Shares held		Shares pledged or otherwise encumbered		Details of warrant		Details of convertible securities		Total shares (including underlying shares assuming full conversion of warrant and convertible securities) as a % of diluted share capital	
			Number	As a % of grand total (A)+(B)+(C)	Number	% of Total shares held	As a % of grand total (A)+(B)+(C)	Number of warrants held	As a % of total No. of warrants of the same class	Number of convertible securities held		As a % of total No of convertible securities of the same class
1	00117313	YOGIRAJ JAICHAND MAKAR (HUF)	75660	0.511	0	0.000	0.000	0	0.000	0	0.000	0.511
2	00123631	RESHMA YOGIRAJ MAKAR	51096	0.345	0	0.000	0.000	0	0.000	0	0.000	0.345
3	00207458	YOGIRAJ JAICHAND MAKAR	344646	2.326	0	0.000	0.000	0	0.000	0	0.000	2.326
4	10106944	RADHIKA KAPUR	62438	0.421	0	0.000	0.000	0	0.000	0	0.000	0.421
5	16230412	PUNEET MAKAR	2168573	14.633	0	0.000	0.000	0	0.000	0	0.000	14.633
6	19315787	VINIYOG INVESTMENT AND TRADING CO.	3170880	21.396	0	0.000	0.000	0	0.000	0	0.000	21.396
7	20242485	NUTAN LAMBA	62078	0.419	0	0.000	0.000	0	0.000	0	0.000	0.419
8	21167022	NAINESH TRADING AND CONSULTANCY LLP	2249245	15.177	0	0.000	0.000	0	0.000	0	0.000	15.177
9	N0042245	NUTAN LAMBA	300	0.002	0	0.000	0.000	0	0.000	0	0.000	0.002
10	R0001273	RADHIKA KAPUR	358	0.002	0	0.000	0.000	0	0.000	0	0.000	0.002
		Total Promoter & Promoter Group	8185274	55.231	0	0.000	0.000	0	0.000	0	0.000	55.232





(1)(c) **Statement showing holding of securities (including shares, warrants, convertible securities) of persons belonging to the category "Public" and holding more than 1% of the total number of shares**

Sr. No.	Ref:Num	Name of the shareholder	Number of shares	Shares as a percentage of total number of shares (i.e., Grand Total (A)+(B)+(C) indicated in Statement at para (1)(a) above)	Details of warrant		Details of convertible securities		Total shares (including underlying shares assuming full conversion of warrant and convertible securities) as a % of diluted share capital
					Number of warrants held	As a % of total No of warrants of the same class	Number of convertible securities held	As a % of total No of convertible securities of the same class	
1	AAAPL2774N	MANAV HARESH LAKHANI	160316	1.082 0.000	0	0.000	0	0.000	1.082
		Total	160316	1.082	0	0.000	0	0.000	1.082

(1)(c) Statement showing holding of securities (including shares, warrants, convertible securities) of persons (together with PAC) belonging to the category "Public" and holding more than 5% of the total number of shares


Sr. No.	Ref-Num	Name of the shareholder	Number of shares	Shares as a percentage of total number of shares (i.e., Grand Total (A)+(B)+(C) indicated in Statement at para (1)(a) above)	Details of warrant		Details of convertible securities			Total shares (including underlying shares assuming full conversion of warrant and convertible securities) as a % of diluted share capital	
					Number of warrants held	As a % of total No of warrants of the same class	Number of convertible securities held	As a % of total No of convertible securities of the same class			
				0.000							
		Total -Public [5% & above]	0	0.000	0	0.000	0	0.000			0.000



Handwritten signature

(I)(d) Statement showing details of locked-in shares

Sr. No.	Ref- Num	Name of the shareholder	Number of locked-in shares	Locked-in shares as a percentage of total number of shares {i.e., Grand Total (A)+(B)+(C) indicated in Statement at para (I)(a) above}	Promoter/Promoter Group/Public
		Total Locked in Shares	0	0.000	



(II)(a) Statement showing details of Depository Receipts (DRs)

Sr. No.	Ref-Num	Name of the Holder	Type of outstanding DR (ADRs, GDRs, SDRs, etc.)	Number of outstanding DRs	Number of shares underlying outstanding DRs	Shares underlying outstanding DRs as a percentage of total number of shares i.e., Grand Total (A)+(B)+(C) indicated in Statement at para (I)(a) above}



(II)(b) Statement showing Holding of Depository Receipts (DRs), where underlying shares held by Promoter/Promoter Group are in excess of 1% of the total number of shares

Sr. No.	Ref-Num	Name of the DR Holder	Type of outstanding DR (ADRs, GDRs, SDRs, etc.)	Number of outstanding DRs	Number of shares underlying outstanding DRs	Shares underlying outstanding DRs as a percentage of total number of shares {i.e., Grand Total (A)+(B)+(C) indicated in Statement at para (I)(a) above}

